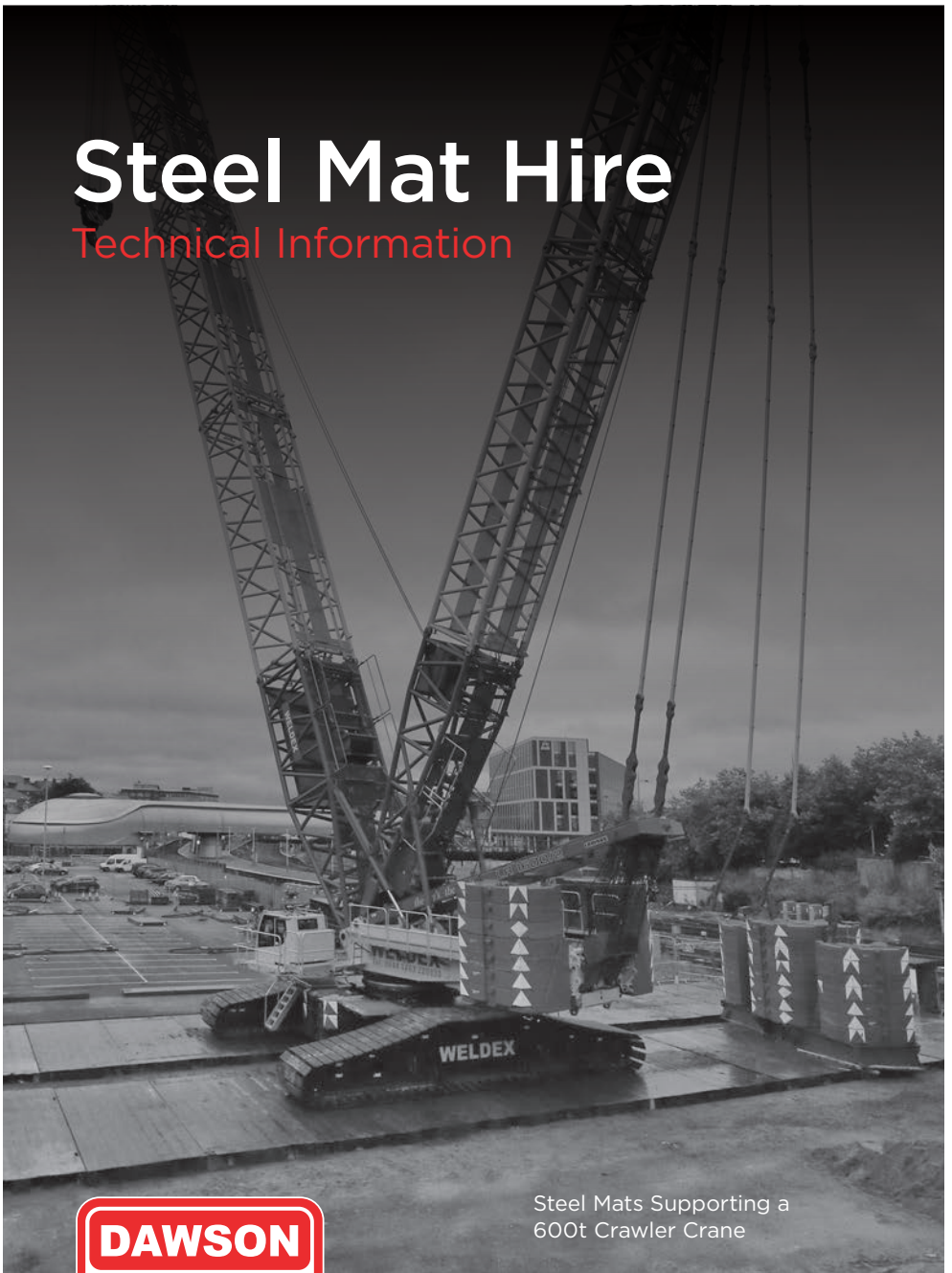


# Steel Mat Hire

Technical Information



Steel Mats Supporting a  
600t Crawler Crane

[www.steelmathire.co.uk](http://www.steelmathire.co.uk)

# Steel Mat Hire

## Technical Information

**DAWSON-WAM** stock hundreds of heavy-duty steel access mats. The mats are 6.5 metres long by 2.5 metres wide and 0.3 metres deep, and weigh 5.5 tonnes each. They are capable of withstanding the heaviest loads on any surface and can carry construction traffic such as rubber tyred or tracked excavators, cranes and piling rigs. These mats enable the loads to be distributed over a much larger area.

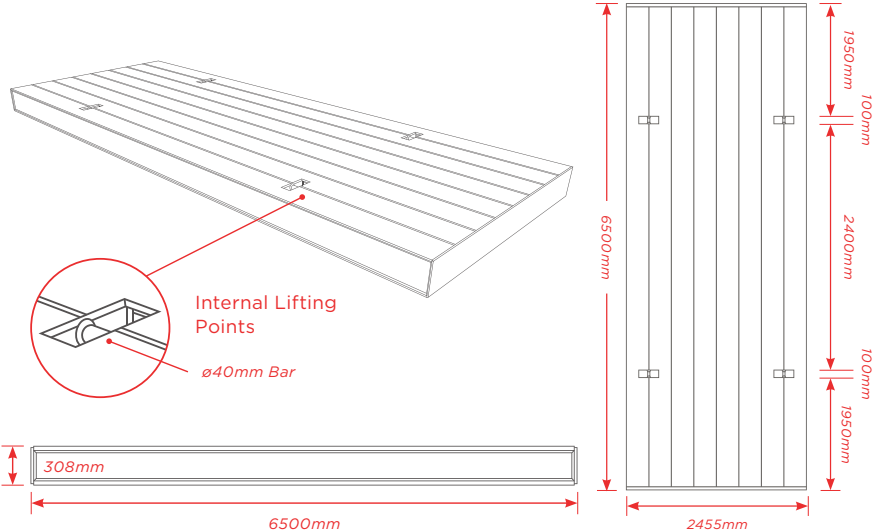


→ Spreading the Load from Outriggers

→ 250t Crawler on Steel Mat Bridge

## Steel Mat Dimensions

Each mat is made from eight 6.5m long 305 x 305 x 97 S355 UCs, fully welded along each flange and enclosed with 10mm plate.



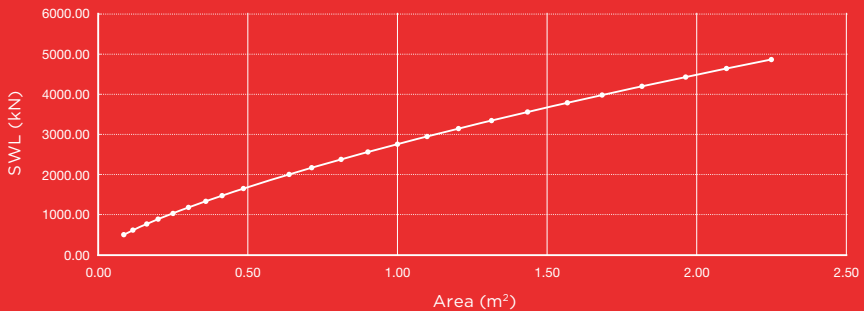
## Internal Lifting Points

All **DAWSON-WAM** Steel Mats now have internal lifting points to allow safe and more convenient lifting. These consist of **40mm bar** and **15mm plate**. Mats can now be easily placed side by side and no special lifting equipment is required.

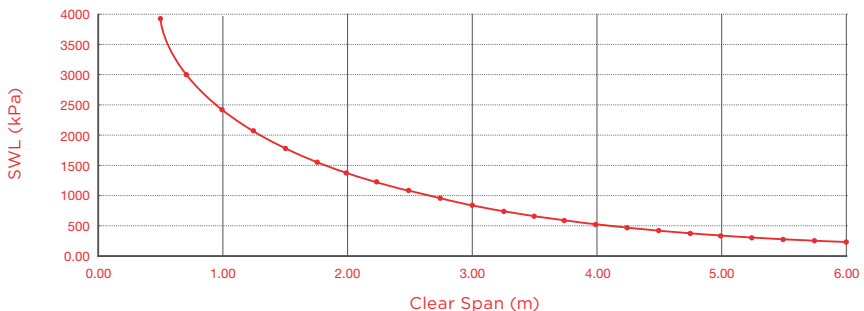


## Mat Capacity under Point Load or Tracks

Analysis based on load placed centrally and over a web. Individual analysis required if loads placed on or near a lift point.



## Mat Capacity when used as a Bridge / Span



# Steel Mat Hire

## Technical Information

*Talk to us today...*

**Registered Office.**

The Moors, Westoning Road,  
Greenfield, Beds, MK45 5BJ

**T: 01525 715522**

**E: [mats@dawsonwam.co.uk](mailto:mats@dawsonwam.co.uk)**



**Head Office.**

Lisdoonan, Belfast Road,  
Saintfield, Co. Down BT24 7EP

**T: 02890 813105**



[www.steelmathire.co.uk](http://www.steelmathire.co.uk)